



2016



YAMAHA MOTOR FINANCE

PRESENTED BY



AUSTRALIAN SUPERBIKE CHAMPIONSHIP

Barbagallo Raceway - WA

Round 4 June 3 - 5

CLUB CHALLENGE C & D GRADES

CARPET LIQUIDATORS

Practice

Date: 04/06/16
 Event: P13
 Weather: Mostly cloudy - 15.1C
 Track: Wet - Temp: 13.8C

Started at: 08:59:44
 Laps: 15 Min
 Starters: 20
 Printed at: 9:39

CLASSIFICATION

Pos	No	Gr	Name	Class	Machine	Fastest Lap	On Lap	Behind Prev	Behind Leader
1	82	C	Anton JONES (WA) / BPR Racing	1000	Kawasaki ZX10R 1000	1:07.814	10 of 12		
2	42	C	Scott McCUE (WA) / BPR Racing / Causeway Kawasaki / Statewide Oil / Rent a Bomb	1000	Kawasaki ZX10R 1000	1:08.463	4 of 11	.649	.649
3	171	C	Neil FRASER (WA) / SKB Racing / Wangers Racing	1000	Honda CBR 1000	1:09.163	9 of 9	.700	1.349
4	255	D	Ash JENNINGS (WA) / Cobblestone Concrete / Its Electrical	1000	Suzuki GSXR 1000	1:10.968	12 of 12	1.805	3.154
5	89	C	Jeff CAMERON (WA) / Razor Racing / Bridgestone / Motorcycle Pitstop / Ricondi / Silkolene	1000	Honda CBR 1000	1:11.290	5 of 6	.322	3.476
6	180	D	George MOORHEAD (WA) / Motorcycle Assist / Golden West	1000	BMW S 1000 RR	1:12.537	7 of 9	1.247	4.723
7	85	C	Eddie KIRrane (WA)	600	Suzuki GSXR 600	1:13.424	7 of 7	.887	5.610
8	29	C	Pascal DE ROCHE (WA) / www.house-nerd.com	600	Honda CBR 600	1:13.947	7 of 7	.523	6.133
9	131	D	John QUINN (WA) / Flashpoint Motosport	1000	Suzuki GSXR 1000	1:15.925	2 of 3	1.978	8.111
10	69	D	Carlo BERTOZZI (WA) / Longtail	1000	Aprilia RSV4 1000	1:16.084	8 of 8	.159	8.270
11	711	D	Brent JOSEMAN (WA) / Josemans Racing / WKC Spatial	600	Triumph 675	1:18.982	5 of 5	2.898	11.168
12	61	C	Phil BURKE (NSW) / www.unitedtimbers.com.au / BC Performance	1000	Ducati 1198	1:19.695	11 of 11	.713	11.881
13	188	C	Rod MORRISON (WA) / Mansom Engineering Geraldton / Shane Mazza M-cycles Geraldton	1000	KTM Superduke 990	1:20.133	5 of 5	.438	12.319
14	245	C	Shane MAZZA (WA) / Shane Mazza M-cycles Geraldton / Mansom Engineering Geraldton	1000	KTM Superduke 990	1:21.103	6 of 6	.970	13.289
15	119	C	Andrew SMILES (WA) / JW Moto Parts	600	Honda CBR 600	1:25.506	2 of 3	4.403	17.692
16	666	D	Peter RIGNALL (WA) / Carpet Liquidators	600	Honda CBR 600	1:30.722	2 of 2	5.216	22.908
17	999	C	Daniel RIGNALL (WA) / Carpet Liquidators	1000	Honda CBR 1000	1:32.552	2 of 2	1.830	24.738
18	56	C	Jason LOCKYER (WA) / Sassy Creative Design / ACDC Airconditioning / Waterfront Marine	1000	BMW S 1000 RR	1:37.040	3 of 3	4.488	29.226
19	104	D	Max JAMES-BEATSONBELL (WA)	1000	Yamaha R1 1000	.000	0 of 1		
Not enough laps									
NC	70	C	Andrew ECCLES (WA) / SKB Racing	1000	Honda CBR 1000	.000	0 of 0		-1:07.814

*** Sector 1 times are inaccurate for this session due to clock sync issue at intermediate timing point 1 ***

Scott Laing
 Chief Time Keeper - Scott Laing

Tom Williams
 Clerk of Course - Tom Williams



Computime Race Timing Systems Pty Ltd © 1996

Licensed to Computime Race Timing Systems

www.computime.com.au

COMPUTIME RACE TIMING SYSTEMS PTY LTD

9 Timber Lane, Glen Waverley, Vic 3150. Ph : 0418 17 13 17

E-mail : scott@computime.com.au





2016



PRESENTED BY



AUSTRALIAN SUPERBIKE CHAMPIONSHIP

Barbagallo Raceway - WA

Round 4 June 3 - 5

CLUB CHALLENGE C & D GRADES

CARPET LIQUIDATORS

Practice

Date: 04/06/16
Event: P13
Weather: Mostly cloudy - 15.1C
Track: Wet - Temp: 13.8C

Started at: 08:59:44
Laps: 15 Min
Starters: 20
Printed at: 9:39

LAP TIMES

No	Name	Lap 1	Lap 2	Lap 3	Lap 4	Lap 5	Lap 6	Lap 7	Lap 8	Lap 9	Lap 10
29	Pascal DE ROCHE (WA)	1:57.037	1:19.114	1:19.337	1:17.330	1:15.279	1:14.156	1:13.947			
42	Scott McCUE (WA)	1:27.295	1:13.660	1:10.197	1:08.463	1:09.131	1:12.475	1:11.792	1:10.241	1:28.756	2:08.085
		10	1:39.324								
56	Jason LOCKYER (WA)	1:49.045	1:39.487	1:37.040							
61	Phil BURKE (NSW)	1:39.605	1:25.614	1:26.460	1:23.084	1:23.247	1:22.844	1:22.208	1:20.744	1:21.123	1:20.231
		10	1:19.695								
69	Carlo BERTOZZI (WA)	1:36.387	1:22.112	1:35.280	1:30.905	1:18.576	1:16.689	1:16.532	1:16.084		
82	Anton JONES (WA)	1:31.803	1:11.182	1:11.216	1:09.751	1:09.508	1:08.553	1:10.632	1:11.576	1:08.551	1:07.814
		10	1:09.383	2:15.986							
85	Eddie KIRRANE (WA)	1:28.851	1:17.964	1:18.798	1:13.881	1:14.851	1:13.437	1:13.424			
89	Jeff CAMERON (WA)	1:26.704	1:19.888	1:12.846	1:13.331	1:11.290	1:12.309				
104	Max JAMES-BEATSONBELL (WA)	8:35.694									
119	Andrew SMILES (WA)	1:32.373	1:25.506	1:31.620							
131	John QUINN (WA)	1:31.455	1:15.925	2:26.896							
171	Neil FRASER (WA)	1:23.598	1:12.749	1:11.988	1:13.348	1:12.482	1:12.299	1:10.298	1:09.644	1:09.163	
180	George MOORHEAD (WA)	1:38.976	1:24.762	1:22.839	1:17.444	1:15.097	1:13.947	1:12.537	1:14.687	2:26.274	
188	Rod MORRISON (WA)	1:34.197	1:21.830	1:22.207	1:24.372	1:20.133					
245	Shane MAZZA (WA)	1:34.645	1:22.071	1:21.615	1:23.168	1:23.225	1:21.103				
255	Ash JENNINGS (WA)	1:24.611	1:14.468	1:13.909	1:13.784	1:12.849	1:12.696	1:13.018	1:11.861	1:11.969	1:11.878
		10	1:12.099	1:10.968							
666	Peter RIGNALL (WA)	1:36.121	1:30.722								
711	Brent JOSEMAN (WA)	1:40.240	1:23.620	1:20.910	1:19.414	1:18.982					
999	Daniel RIGNALL (WA)	1:40.115	1:32.552								

*** Sector 1 times are inaccurate for this session due to clock sync issue at intermediate timing point 1 ***

Chief Time Keeper - Scott Laing

Clerk of Course - Tom Williams



Computime Race Timing Systems Pty Ltd © 1996


Licensed to Computime Race Timing Systems

www.computime.com.au

COMPUTIME RACE TIMING SYSTEMS PTY LTD

9 Timber Lane, Glen Waverley, Vic 3150. Ph : 0418 17 13 17

E-mail : scott@computime.com.au





2016



YAMAHA MOTOR FINANCE

PRESENTED BY



AUSTRALIAN SUPERBIKE CHAMPIONSHIP

Barbagallo Raceway - WA

Round 4 June 3 - 5

CLUB CHALLENGE C & D GRADES

CARPET LIQUIDATORS

Practice

Date: 04/06/16
 Event: P13
 Weather: Mostly cloudy - 15.1C
 Track: Wet - Temp: 13.8C

Started at: 08:59:44
 Laps: 15 Min
 Starters: 20
 Printed at: 9:39

SPLIT TIMES

Lap	Split 1	Split 2	Split 3	Lap Time	Lap	Split 1	Split 2	Split 3	Lap Time
29 Pascal DE ROCHE (WA) (8th)					69 Carlo BERTOZZI (WA) (10th)				
1	1:05.889	27.736	23.412	1:57.037 P	1	41.788	29.745	24.854	1:36.387 P
2	30.091	24.840	24.183	1:19.114	2	30.603	27.243	24.266	1:22.112
3	31.725	24.413	23.199	1:19.337	3	30.612	25.157	39.511	1:35.280
4	30.056	24.645	22.629	1:17.330	4	41.977	25.237	23.691	1:30.905 P
5	29.186	22.881	23.212	1:15.279	5	30.572	24.970	23.034	1:18.576
6	28.900	22.665	22.591	1:14.156	6	29.828	24.328	22.533	1:16.689
7	28.959	22.879	22.109	1:13.947	7	29.799	24.062	22.671	1:16.532
					8	29.714	23.918	22.452	1:16.084
42 Scott McCUE (WA) (2nd)					82 Anton JONES (WA) (1st)				
1	38.292	26.471	22.532	1:27.295 P	1	47.078	22.903	21.822	1:31.803 P
2	28.655	23.008	21.997	1:13.660	2	28.276	21.213	21.693	1:11.182
3	27.603	21.093	21.501	1:10.197	3	27.985	21.598	21.633	1:11.216
4	27.062	20.433	20.968	1:08.463	4	27.513	20.746	21.492	1:09.751
5	27.160	21.195	20.776	1:09.131	5	27.769	20.763	20.976	1:09.508
6	28.206	22.619	21.650	1:12.475	6	27.304	20.424	20.825	1:08.553
7	28.167	22.444	21.181	1:11.792	7	27.669	21.838	21.125	1:10.632
8	27.379	21.251	21.611	1:10.241	8	28.056	22.360	21.160	1:11.576
9	28.212	22.255	38.289	1:28.756	9	27.349	20.694	20.508	1:08.551
10				2:08.085 P	10	27.258	20.172	20.384	1:07.814
11	1:18.805		20.519	1:39.324 P	11	27.577	21.423	20.383	1:09.383
					12		1:55.081	20.905	2:15.986
56 Jason LOCKYER (WA) (18th)					85 Eddie KIRRANE (WA) (7th)				
1	46.189	34.891	27.965	1:49.045 P	1	39.729	25.337	23.785	1:28.851 P
2	36.540	34.343	28.604	1:39.487	2	30.576	23.532	23.856	1:17.964
3	35.056	33.677	28.307	1:37.040	3	29.508	24.435	24.855	1:18.798
61 Phil BURKE (NSW) (12th)					89 Jeff CAMERON (WA) (5th)				
1	40.183	31.083	28.339	1:39.605 P	1	37.385	24.920	24.399	1:26.704 P
2	30.153	28.078	27.383	1:25.614	2	30.177	26.474	23.237	1:19.888
3	31.512	27.960	26.988	1:26.460	3	29.374	21.679	21.793	1:12.846
4	30.451	26.063	26.570	1:23.084	4	28.529	21.986	22.816	1:13.331
5	30.239	26.648	26.360	1:23.247	5	28.111	21.149	22.030	1:11.290
6	30.283	26.557	26.004	1:22.844	6	28.747	21.191	22.371	1:12.309
7	30.017	26.201	25.990	1:22.208					
8	29.761	25.094	25.889	1:20.744					
9		55.415	25.708	1:21.123					
10		54.619	25.612	1:20.231					
11		54.333	25.362	1:19.695					

Chief Time Keeper - Scott Laing

Clerk of Course - Tom Williams



Computime Race Timing Systems Pty Ltd © 1996


Licensed to Computime Race Timing Systems

www.computime.com.au

COMPUTIME RACE TIMING SYSTEMS PTY LTD

9 Timber Lane, Glen Waverley, Vic 3150. Ph : 0418 17 13 17

E-mail : scott@computime.com.au





2016



YAMAHA MOTOR FINANCE

PRESENTED BY



AUSTRALIAN SUPERBIKE CHAMPIONSHIP

Barbagallo Raceway - WA

Round 4 June 3 - 5

CLUB CHALLENGE C & D GRADES

CARPET LIQUIDATORS



Practice

Date: 04/06/16
Event: P13
Weather: Mostly cloudy - 15.1C
Track: Wet - Temp: 13.8C

Started at: 08:59:44
Laps: 15 Min
Starters: 20
Printed at: 9:39

SPLIT TIMES

Lap	Split 1	Split 2	Split 3	Lap Time	Lap	Split 1	Split 2	Split 3	Lap Time
104 Max JAMES-BEATSONBELL (WA) (19th)					5	<u>30.479</u>	<u>25.669</u>	<u>23.985</u>	<u>1:20.133</u>
1	<u>41.029</u>	<u>25.070</u>	<u>7:29.595</u>	8:35.694 P	245 Shane MAZZA (WA) (14th)				
119 Andrew SMILES (WA) (15th)					1	41.250	28.788	24.607	1:34.645 P
1	40.413	<u>26.889</u>	<u>25.071</u>	1:32.373 P	2	31.099	27.078	23.894	1:22.071
2	<u>31.358</u>	27.823	26.325	<u>1:25.506</u>	3	30.523	27.192	23.900	1:21.615
3	33.935	30.861	26.824	1:31.620	4	30.649	27.295	25.224	1:23.168
131 John QUINN (WA) (9th)					5	33.184	<u>26.601</u>	<u>23.440</u>	1:23.225
1	42.129	25.517	23.809	1:31.455 P	6	<u>30.411</u>	26.807	23.885	<u>1:21.103</u>
2	<u>29.850</u>	<u>24.096</u>	21.979	<u>1:15.925</u>	255 Ash JENNINGS (WA) (4th)				
3		2:05.461	<u>21.435</u>	2:26.896	1	36.233	26.014	22.364	1:24.611 P
171 Neil FRASER (WA) (3rd)					2	29.183	23.144	22.141	1:14.468
1	37.041	23.736	22.821	1:23.598 P	3	28.883	23.266	21.760	1:13.909
2	28.572	21.997	22.180	1:12.749	4	29.675	22.851	21.258	1:13.784
3	28.128	22.103	21.757	1:11.988	5	28.815	22.448	21.586	1:12.849
4	27.955	21.995	23.398	1:13.348	6	28.585	22.910	21.201	1:12.696
5	28.645	21.754	22.083	1:12.482	7	28.551	22.895	21.572	1:13.018
6	28.401	21.922	21.976	1:12.299	8	<u>28.303</u>	22.513	21.045	1:11.861
7	28.059	<u>20.574</u>	21.665	1:10.298	9	28.520	<u>22.170</u>	21.279	1:11.969
8	<u>27.309</u>	21.008	21.327	1:09.644	10	28.531	22.475	<u>20.872</u>	1:11.878
9	27.326	20.632	<u>21.205</u>	<u>1:09.163</u>	11				1:12.099
180 George MOORHEAD (WA) (6th)					12		49.458	21.510	<u>1:10.968</u>
1	43.930	29.236	25.810	1:38.976 P	666 Peter RIGNALL (WA) (16th)				
2	31.420	27.112	26.230	1:24.762	1	39.648	<u>28.264</u>	28.209	1:36.121 P
3	33.199	25.461	24.179	1:22.839	2	<u>34.058</u>	30.954	<u>25.710</u>	<u>1:30.722</u>
4	29.752	24.570	23.122	1:17.444	711 Brent JOSEMAN (WA) (11th)				
5	29.096	23.088	22.913	1:15.097	1	45.585	29.209	25.446	1:40.240 P
6	28.620	22.954	22.373	1:13.947	2	31.059	27.491	25.070	1:23.620
7	<u>28.218</u>	<u>22.376</u>	21.943	<u>1:12.537</u>	3	30.516	26.375	24.019	1:20.910
8	28.268	23.375	23.044	1:14.687	4	<u>30.096</u>	25.516	23.802	1:19.414
9		2:04.766	<u>21.508</u>	2:26.274	5	30.115	<u>25.501</u>	<u>23.366</u>	<u>1:18.982</u>
188 Rod MORRISON (WA) (13th)					999 Daniel RIGNALL (WA) (17th)				
1	40.472	28.511	25.214	1:34.197 P	1	43.247	<u>30.386</u>	<u>26.482</u>	1:40.115 P
2	30.956	26.073	24.801	1:21.830	2	<u>33.590</u>	30.912	28.050	<u>1:32.552</u>
3	30.544	26.823	24.840	1:22.207					
4	30.743	26.977	26.652	1:24.372					

*** Sector 1 times are inaccurate for this session due to clock sync issue at intermediate timing point 1 ***

Scott Laing

Chief Time Keeper - Scott Laing

Tom Williams

Clerk of Course - Tom Williams



Computime Race Timing Systems Pty Ltd © 1996

Licensed to Computime Race Timing Systems

www.computime.com.au

COMPUTIME RACE TIMING SYSTEMS PTY LTD

9 Timber Lane, Glen Waverley, Vic 3150. Ph : 0418 17 13 17

E-mail : scott@computime.com.au





2016



YAMAHA MOTOR FINANCE

PRESENTED BY



AUSTRALIAN SUPERBIKE CHAMPIONSHIP

Barbagallo Raceway - WA

Round 4 June 3 - 5

CLUB CHALLENGE C & D GRADES

CARPET LIQUIDATORS



Date: 04/06/16

Event: P13

Weather: Mostly cloudy - 15.1C

Track: Wet - Temp: 13.8C

Practice

Started at: 08:59:44

Laps: 15 Min

Starters: 20

Printed at: 9:39

FASTEST LAPS SEQUENCE

Race Time	No	Name	Machine	Fastest Lap	On Lap
1:31.804	82	Anton JONES (WA)	Kawasaki ZX10R 1000	1:31.803	1
1:58.583	171	Neil FRASER (WA)	Honda CBR 1000	1:23.598	1
2:42.986	82	Anton JONES (WA)	Kawasaki ZX10R 1000	1:11.182	2
5:01.275	42	Scott McCUE (WA)	Kawasaki ZX10R 1000	1:10.197	3
5:03.953	82	Anton JONES (WA)	Kawasaki ZX10R 1000	1:09.751	4
6:09.738	42	Scott McCUE (WA)	Kawasaki ZX10R 1000	1:08.463	4
12:00.587	82	Anton JONES (WA)	Kawasaki ZX10R 1000	1:07.814	10

*** Sector 1 times are inaccurate for this session due to clock sync issue at intermediate timing point 1 ***

Chief Time Keeper - Scott Laing

Clerk of Course - Tom Williams



Computime Race Timing Systems Pty Ltd © 1996


Licensed to Computime Race Timing Systems

www.computime.com.au

COMPUTIME RACE TIMING SYSTEMS PTY LTD

9 Timber Lane, Glen Waverley, Vic 3150. Ph : 0418 17 13 17

E-mail : scott@computime.com.au





2016



PRESENTED BY



AUSTRALIAN SUPERBIKE CHAMPIONSHIP

Barbagallo Raceway - WA

Round 4 June 3 - 5

CLUB CHALLENGE C & D GRADES

CARPET LIQUIDATORS

Practice

Date: 04/06/16
 Event: P13
 Weather: Mostly cloudy - 15.1C
 Track: Wet - Temp: 13.8C

Started at: 08:59:44
 Laps: 15 Min
 Starters: 20
 Printed at: 9:39

BEST PARTIAL TIMES

Pos	Split 1		Split 2		Split 3		LAP		Ideal	Fastest
	Name	Time	Name	Time	Name	Time	Name	Time		
1	S. McCUE	27.062	A. JONES	20.172	A. JONES	20.383	A. JONES	1:07.813	1:07.814	
2	A. JONES	27.258	S. McCUE	20.433	S. McCUE	20.519	S. McCUE	1:08.014	1:08.463	
3	N. FRASER	27.309	N. FRASER	20.574	A. JENNINGS	20.872	N. FRASER	1:09.088	1:09.163	
4	J. CAMERON	28.111	J. CAMERON	21.149	N. FRASER	21.205	A. JENNINGS	1:10.968	1:10.968	
5	G. MOORHEAD	28.218	A. JENNINGS	22.170	J. QUINN	21.435	J. CAMERON	1:11.053	1:11.290	
6	A. JENNINGS	28.303	G. MOORHEAD	22.376	G. MOORHEAD	21.508	G. MOORHEA	1:12.102	1:12.537	
7	E. KIRrane	28.539	P. DE ROCHE	22.665	J. CAMERON	21.793	E. KIRrane	1:13.424	1:13.424	
8	P. DE ROCHE	28.900	E. KIRrane	23.019	P. DE ROCHE	22.109	P. DE ROCHE	1:13.674	1:13.947	
9	C. BERTOZZI	29.548	C. BERTOZZI	23.918	E. KIRrane	22.323	J. QUINN	1:15.381	1:15.925	
10	P. BURKE	29.761	J. QUINN	24.096	C. BERTOZZI	22.452	C. BERTOZZI	1:15.918	1:16.084	
11	J. QUINN	29.850	M. JAMES-BEATSO	25.070	B. JOSEMAN	23.366	B. JOSEMAN	1:18.963	1:18.982	
12	B. JOSEMAN	30.096	P. BURKE	25.094	S. MAZZA	23.440	P. BURKE	1:19.695	1:19.695	
13	S. MAZZA	30.411	B. JOSEMAN	25.501	R. MORRISON	23.985	R. MORRISON	1:20.133	1:20.133	
14	R. MORRISON	30.479	R. MORRISON	25.669	A. SMILES	25.071	S. MAZZA	1:20.452	1:21.103	
15	A. SMILES	31.358	S. MAZZA	26.601	P. BURKE	25.362	A. SMILES	1:23.318	1:25.506	
16	P. RIGNALL	33.025	A. SMILES	26.889	P. RIGNALL	25.710	P. RIGNALL	1:26.999	1:30.722	
17	D. RIGNALL	33.590	P. RIGNALL	28.264	D. RIGNALL	26.482	D. RIGNALL	1:30.458	1:32.552	
18	J. LOCKYER	34.383	D. RIGNALL	30.386	J. LOCKYER	27.965	J. LOCKYER	1:35.920	1:37.040	
19	M. JAMES-BEATSO	41.029	J. LOCKYER	33.572	M. JAMES-BEATSO	7:29.595	M. JAMES-BE	8:35.694		

*** Sector 1 times are inaccurate for this session due to clock sync issue at intermediate timing point 1 ***

Chief Time Keeper - Scott Laing

Clerk of Course - Tom Williams



Computime Race Timing Systems Pty Ltd © 1996

Licensed to Computime Race Timing Systems

www.computime.com.au

COMPUTIME RACE TIMING SYSTEMS PTY LTD

9 Timber Lane, Glen Waverley, Vic 3150. Ph : 0418 17 13 17

E-mail : scott@computime.com.au

